



FLINT & CO., Inc.
208-210 Weybosset St.
Providence, R. I.

MODEL RANGES



BARSTOW STOVE CO.

MAKERS

New York

Providence

Boston

Model Ranges

THIS New Closed Base Range is the latest and best type. All working parts are in front. It stands close to the floor so that all dust is excluded from beneath it. The ash pan is extra large and has two handles. The Draft Door is across the end of range, giving plenty of air to the fire, assuring quick and full combustion. The slice door in the end admits the poker for clearing the fire.

The upper Gas Oven attached to the top of range has both Baking and Broiling Compartments. They are just the right height to watch the progress of cooking without stooping. The Gas Ovens double the capacity of your range, as they can be used at the same time as the coal fire. This Combination Range does all the work of separate coal and gas ranges and yet takes up no more space than the coal range.


The End Gas Oven is also adapted to this range and you can bake and broil in the same compartment, while the 3 burner shelf above is used for boiling, toasting etc. This Range can be purchased less these attachments and with the Tea or High Shelf or High Warming Closet.



DIMENSIONS IN INCHES

No.	LENGTH	With End Shelves	Less End Shelves	With Reservoir	With Gas End Shelf	Height	Width	Covers	Square Oven	Fire Box With Brick In
7-09		51	33 1/4		58	33	30	7	18x18	7 1/2 x 15
18-09		51	33 1/4		58	33	30	8	18x18	7 1/2 x 15
8-09		54	36	53	61	34 1/4	31	8	20x20	8 1/2 x 16 1/4

Model Ranges



7-09 SERIES WITH GAS OVENS OPEN

THE above view shows the interior of the Broiling and Baking Ovens in the 7-09 Series Range—the Baking Oven on the right—the Broiling Oven on the left. Either Oven can be used at the same time as the coal fire. While Baking in the Gas Oven, Roasting or other Baking can be done in the coal fire Oven. Through the gauze wire screen in Broiling Oven the steak or fish can be seen without opening the door. All fumes are carried direct to the chimney. A drip pan catches all the juices, preventing soiling the oven. The Gas End Shelf has three burners of the very latest and best type that can be lifted out instantly and if necessary can be cleaned in a few seconds. You will find the Gas Shelf handy for all the hurry-up work of boiling or toasting, night or day. The square coal oven has a generous capacity. It has 2 slides; also the food rake that pulls forward the contents of the oven. Other improvements are the Swing Fire Top, double cleanout doors and 2 detachable end shelves. Our "Simplicity" damper controls both baking and kindling. Ash shutes for carrying ashes to the cellar can be furnished if desired. The Gas Ovens are lighted by our Patented Safety device which makes the lighting simple, positive and absolutely safe; any one can operate our Gas attachments.

Model Ranges

THIS view shows the 72-10 Series Range with High Warming Closet and Gas End Shelf. A plain High Shelf or Tea Shelf can be used instead of High Closet if desired.

This style is built on the same plan and has many of the same splendid features but is somewhat smaller than the 7-09 series. The oven is square; is provided with the Oven Food Rake; is high and roomy. It has our new style "Emptezy" ash pan with two bails. The ash pit is especially deep so that an abundance of air is supplied to the fire and lessens the liability of warping the grate. Ash guards over the pan carry all the ashes into the pan, keeping the pit clean and free. Our "Simplicity" damper controls both baking and kindling.

The Draft Slide is in a detachable door across the end of the range. This insures a freer draft than when the door is in front as it carries air evenly the entire length of grate. The new Triangular and Dockash Grates have a shaking shank on each bar and either bar can be used back or front. The equipment is the best and includes the "Barstow" heat indicator, double cleancut doors, simmering cover, loose nickel parts, oven door pedal, divided centers, re-enforced covers, large baking locked rack in oven and choice of Triangular, Dockash, Plain or Wood Grates. Hot Water Reservoir is furnished on No. 82-10 only. Brass coil, waterfront, or wood fixtures furnished for all sizes.

DIMENSIONS IN INCHES

No.	LENGTH	With End Shelves	Less End Shelves	With Gas End Oven	With Gas End Shelf	Height	Width	Covers	Square Oven	Fire Box
72-10		48½	33½	57	50	30¾	27½	7	18x18	7x14½
218-10		48½	33½	57	50	30¾	27½	8	18x18	7x14½
82-10		51	35½	58½	51½	31¾	29	8	20x20	7x16

Model Ranges

THE 72-10 Series can be equipped with the High Gas Oven with Baking and Broiling compartments and Gas End Shelf as shown below. The End Gas Oven can also be used on this Range.

Our Gas Ovens are lighted by a Patented device which makes lighting simple, positive and safe. The gas supply pipes are made of heavy cast iron which insures against leaks around the gas cocks; a sliding bar locks the cocks when not in use and at the same time closes the damper in the gas oven, thereby holding the heat for a long time. By sliding the bar to the right the cocks are unlocked and damper in gas ovens opened, in which position it should be left while baking.


This Range can be purchased without gas attachments, and can be fitted to burn coal or wood as desired.

Our new "Cantrust" waterfront will supply a constant supply of hot water free from discoloration from the iron.

The "Emptezy" ash pan will hold a 2 days accumulation of ashes. It is made with a slip easy nose so that the pan can be emptied with little or no dust.

This square base style range is becoming very popular, especially with the Gas attachments as it makes a very compact Combination Coal and Gas Range that takes but little space in the kitchen. These ranges are now being used in place of the old fashioned "bricked in" or set ranges.

This is the 72-10 Series with High Gas Oven and Gas Shelf.



Model Ranges


THIS new design is one of our most popular styles. It has the Swing Fire Top that is such a marked improvement in stove making. The large, roomy oven is equipped with the Food Rake that pulls out pies, bread etc. without scorching the hand. The High Shelf has our Patented Extension Tea Plates which give double the usual space. It has a large firebox and when equipped with the extra long wood box, sticks 27" long can be burned in the 83-10 size. It has all the best "Barstow" equipment including the Simmering Cover, door pedal, heat indicator, ring cover, "Cantrust" water or brass coil. The grates can be drawn out through the fire door opening when it is desired to change or renew them. Four Styles of grate can be furnished—Triangular, Plain, Dockash or Wood Grate. Our "Simplicity" damper controls both baking and kindling. Either the High or End Gas Oven is adapted to this series.

This view shows the High Shelf and End Gas Oven.



Measurements of this Series are same as the 705 Series shown on the next page.

Model Ranges



THE High Gas Oven and the 3 burner Gas Shelf will do all the work of a full size Gas Range. It has our Patented lighting arrangement which is very simple to operate. This Oven can be used at same time as the coal fire.

You can broil in the left hand compartment of the oven and bake in the right hand compartment.

Splendid results in roasting and baking of cake, bread, pies and cookies can be obtained in this improved Gas Oven.

The combination Coal and Gas Range is handy at all seasons and is appreciated as much in winter as in summer. This range has our famous Swing Fire Top which removes the covers over the fire so that kindling, re-coaling and broiling are quickly done with half the usual trouble. When burning wood large chunks can be put in through this top with ease. No other range has it. The wood extension is extra deep in this series, and 27" sticks can be burned in the 8-05 (8") size. The Hot Water Reservoir is used on all sizes and is of good capacity. The "Simplicity" damper controls Baking and Kindling and is easily operated and repaired. The High Shelf has our Patented Extension Tea Plates that give double the usual space when extended. It is an exclusive "Barstow" improvement.

Plain, Dockash, Triangular or Wood Grates are supplied.

DIMENSIONS IN INCHES

No.	LENGTH	With End Shelf & Hearth	With Gas End Shelf	With End Gas Oven	Height	Width	Covers	Oven	ire Box
7-05	50	57	57	57	32	30	7	18x18	7½x15½
18-05	50	57	57	57	32	30	8	18x18	7½x15½
8-05	53	60	60	60	32½	31	8	20x20	8 x17½

Model Ranges



THOSE who prefer the ornamental design are always pleased with this Range. It has all the best equipment, including the Food Rake, Patent Extension Tea Plates, the Automatic Oven Shelf in front; also the "buttoned in" oven bottom and the Gas End Shelf. The high or end Gas Ovens as described on the previous pages can be used on this range. The nickel is all detachable, even the door plate can be removed and re-polished. The oven is good size and is asbestos lined at the back so no heat is lost. It has Plain, Dockash, Triangular and Wood Grates that can be removed

through the front, all adapted to the same frame.

Our "Simplicity" Damper controls baking and kindling. Water front, Brass Coil or Reservoir is furnished for all sizes.

With the deep extension wood box 27 inch sticks can be burned.

The Tea Shelf forms the lower section of the High Shelf as shown above. The high warming closet with double doors as shown on page 3 can be used in place of the High or Tea Shelf. If your range is out of date, or is not doing satisfactory work you will save time, fuel and patience by trading your old range for an up-to-date "Barstow."

DIMENSIONS IN INCHES

No.	LENGTH	With End Shelf & Hearth	With Gas Shelf	With End Gas Oven	Height	Width	Covers	Oven	Fire Box
70-18A		51	58	58	32	30	7	18x19	7¼x15¼
80-18A		51	58	58	32	30	8	18x19	7¼x15¼
80-20A		53	60	60	33	31½	8	20x21	8 x17½
90-20A		53	60	60	33	31½	9	20x21	8 x17½

Model Ranges

THE long centre is in two parts so that it cannot warp or get out of shape and is supported by a heavy indestructible cast post that cannot burn out. This is distinctly a "Barstow" feature. The centers are reversible so that a wash boiler can be used over the fire while the front covers are free for cooking. All of our ranges have this improvement.

Especial attention is called to the ash guard over the ash pan. Its oval shape not only makes it self cleaning, but prevents any ashes from getting behind the pan—a fault common in many Ranges.

The Tea Shelf is higher than usual on Ranges of this size. It permits the use of a full sized 6 in. summer cap. Many times a good Range is spoiled by using too small a smoke pipe.

This is a view of the Semi Plain 75-10 Series with Double High Shelf and End Gas Oven. The High Gas Oven can also be adapted to this Range.



DIMENSIONS IN INCHES

No.	LENGTH	With End Shelf	With Gas Shelf	With End Gas Oven	Height	Width	Covers	Oven
75-10		47½	55	55	31½	27	7	18x18
518-10		47½	55	55	31½	27	8	18x18
85-10		49	56½	56½	31½	28	8	20x20

Model Ranges

THE square, straight side, full size oven is always appreciated, as it gives more capacity when a large amount of baking is to be done—then the Food Rake is so handy in pulling forward the contents of the oven. The locked oven rack that stays in position while turning the roast or loaf is a decided improvement—the old-fashioned way was to hold on to it and burn your fingers.


The oven bottom is “buttoned” in and is easily removed and repaired. The grate bars are the same, back or front, so they can be changed once in a while if one is out of true from overheating.

The Barstow “Simplicity” damper controls “Kindling and Baking.” You simply raise the handle to kindle or brighten the fire and lower it to check or bake.

The back ash guard carries all the ashes into the pan. This prevents accumulation behind the pan, so common in many cheap ranges that do not have these little improvements that you always find in a “Barstow.”

These ranges have the improved dockash and triangular grates, either bar of which can be used back or front. The shaker can be used on either grate shank. Only a slight shaking of these grates will clean the fire sufficiently to keep it bright if the chimney draft is good.

The High or End Gas Oven can be adapted to this 7-10 series or the range can be purchased with simply the Tea or High Shelf.



Model Ranges



THE hot-water Reservoir can be attached in place of the End Oven and a constant supply of hot water is always ready.

The Tea Shelf is the lower section of the High Shelf, and the Range can be purchased with or without either shelf. The 20th Century Cover, Oven door pedal, double clean-out doors, large broiler door, heat indicator and many other features are included in the equipment of these up-to-date Ranges.

Ask your neighbor how she likes her “Barstow” Range.

For 70 years we have maintained the highest standard of excellence.

DIMENSIONS IN INCHES

No.	LENGTH	With End Shelf	With Gas Shelf	With End Gas Oven	Height	Width	Covers	Oven
7-10		49½	57	57	31½	27½	7	18x18
18-10		49½	57	57	31½	27½	8	18x18
8-10		51	59	59	32	29	8	20x20

Model Ranges

IN kitchens of limited space the 72-09 series as here shown is found most satisfactory. It has many of the best improvements of the higher priced stoves. The oven is good size; the fire box just the right proportion to give economical results in baking and you never need to carry a fire box full in order to get the best results—that is true of all "Barstow" Ranges. The heat indicator aids in cooking as it always gives the true temperature in the oven and you know when it is just right for roasting or baking.

The foot pedal used on all our ranges opens the oven door with slight pressure of the foot. The tea pot or small dishes can be placed on the swing tea plates on High Shelf.

The 72-09 series is somewhat smaller than the 7-10 series but has the full size oven bottom which will accommodate four pie tins. The extra wide End Shelf can be removed when it is necessary to set range in a particular corner.

The Triangular, Dockash and Plain Grates in this range are easily removed through fire door in front. It has the latest equipment including the graduated Ring Cover, Divided Centers, Nickel Towel Dryer, Foot Door Pedal, Indicator and Loose Nickel Parts. It has two Cleanouts—one at each end of range.

If you want a moderate priced range ask our Agent in your town to show you the 72-09 series.

DIMENSIONS IN INCHES

No.	LENGTH	With End Shelf & Hearth	With Gas Shelf	With End Gas Oven	Height	Width	Covers	Oven
72-09	45½	52½	52½	52½	31	26½	7	18x18
218-09	45½	52½	52½	52½	31	26½	8	18x18
82-09	48	55	55	55	31½	28½	8	20x20

Model Ranges

THE Gas End Shelf is adapted to all sizes of the 72-09 series, as well as the Gas End Oven as shown below. The End Oven can be used for baking pastry while the roast is cooked in the coal fire oven. The Gas Oven is handy in summer when light baking is needed in a hurry. The collar on the back is for connecting it to the coal fire smoke pipe so that all fumes and gases can be carried to the chimney, if desired. The End Oven has our patented lighting device that makes lighting sure and simple and each oven contains a card giving full directions for using these ovens. The nickel slide locking bar locks the gas cocks when oven is not in use, it also opens and closes the damper in the oven. The damper controls the heat in and ventilates the gas oven and should be left open when oven is in use and closed when not in use. A small wrench is now sent with our gas ovens. This is to regulate the supply of gas through the cocks and the supply can be increased or diminished as conditions require.

This view shows the 72-09 series with High Shelf and End Gas Oven. The range can be purchased without these attachments or with simply the Tea Shelf. The water reservoir is supplied on the 82-09 size and is of good capacity for moderate demand.



Model Ranges

THE firebox, oven and flues in this series are of good size to give quick and satisfactory service in cooking. It can be purchased in plain form with any attachments or can be fitted with End Gas Shelf or Gas Oven, High or Tea Shelf and with water-front or brass coil. The water reservoir is furnished on the 85-10 only. The "Simplicity" damper, cold air check, loose nickel, heat indicator locked oven rack and ring-cover are included in its equipment.

This view shows the High Shelf and End Gas Shelf.



This Range equipped with Tea Shelf and with or without the Gas Shelf makes a very compact and in-expensive Stove that will do a wonderful amount of work. Do not fail to inspect it at our local agent's store. It is a splendid range for small kitchens.

DIMENSIONS IN INCHES

No.	LENGTH	With End Shelf & Hearth	With Gas Shelf	With End Gas Oven	Height	Width	Covers	Oven
74-10		44	51	51	30	26½	7	18x18
418-10		44	51	51	30	26½	8	18x18
84-10		47	54	54	31	28	8	20x20

Model Ranges

THE HAMILTON DOUBLE OVEN RANGE Has two ovens with fire in centre



A large, powerful high grade range designed especially for large families, restaurants and small hotels. It has a large cooking surface with eight cooking holes, four of which are directly over the fire. A large waterback or brass coil is furnished, supplying an abundance of hot water. Has Duplex Grate.

ONE SIZE NO. 10 WITH SIX 8 INCH HOLES.

IN INCHES	Height	Height With Sub Base	Width	Depth	High Shelf Above Range	High Closet Above Range	Two Ovens
	29	32½	48	26	18½	26	13x15x21